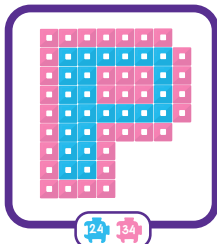
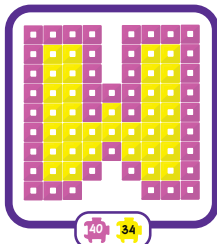


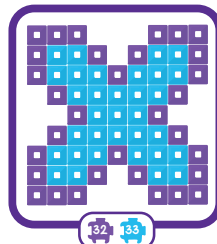
30 36




24 34




40 34



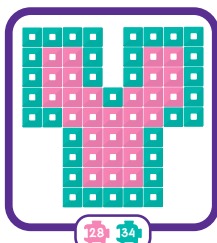
32 33



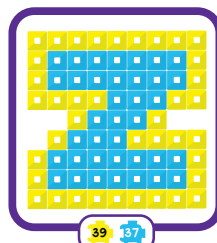
29 41



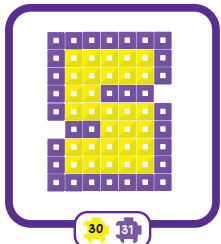
40 30




28 34



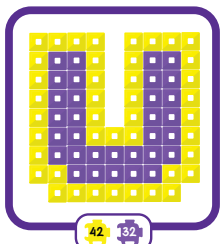
39 37



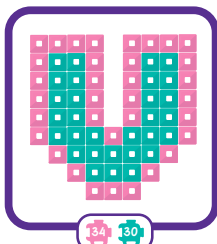
30 31



30 22



42 32



34 30

Note: We supply enough Brix to make at least 5 letters.

Art No: 06516-010323-V1_R1

An invention licenced from Assim Ishaque & family
Patented GB2531575, Design Reg. 4038662



Manufactured by:
Character Options Ltd.,
Lees Brook Mill, Lees Road,
Lees, Oldham OL4 5JL UK
Customer Service Department
Tel No: **0161 633 9808**
Made in China

www.character-online.co.uk

PROXY A/S
Gothersgade 14, 3rd Floor DK-1123
Copenhagen K, Denmark
www.proxy.toys

Item: Simbrix Alphabrix
Item Number: 08002
Age Grade: 5 Years Plus

WARNING! CHOKING HAZARD.

Not suitable for children under 36 months. Choking hazard (small parts). Please remove all packaging attachments before giving this product to a child. Please use discretion if making purchases for children younger than the age recommended on this package. Product specifications, colour and contents may vary from those illustrated.

IMPORTANT: Please retain packaging/instructions and purchase details for future reference as they contain important information.



SIMBRIX

GET YOUR BRICK FIX!

A
L
P
H
A
B
R
I
X

ALPHABRIX
CONTENTS

350+ Simbrix
5x short Simstix
1x short bar Simstix

**TOTALLY
MESS FREE**



INSTRUCTIONS



ALPHABRIX

SIMBRIX is the fun, easy to build, creative 'Brix' system you can use again and again. Each set is made up of a number of 'Small builds' where you create the individual parts of the larger 3D display.


Follow the easy 'how to' guide and steps below to create your SIMBRIX Set.



Follow templates in the booklet to assemble designs.




Build designs in 3D by slotting Simstix into the centre of a Simbrix and connecting to another design.



Create and display words in 3D from your letters.

CONNECTING-SIMBRIX



CORRECT
Make sure each Simbrix is slotted in the same way.



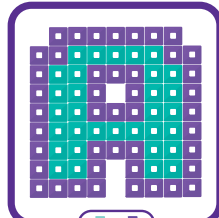
INCORRECT
If a Simbrix is slotted in a different orientation, designs may be impossible to complete.

NOTE: If you get stuck you can use the QR code below to download full size templates




Scan the QR code to visit the Simbrix website for ideas, tutorials and full-size printable templates.


BUILD TEMPLATES




132 144



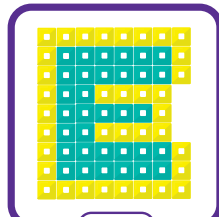
41 137



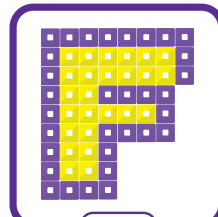
138 122



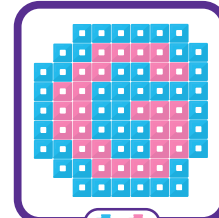
138 134




36 133



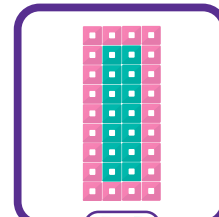
25 132




145 127



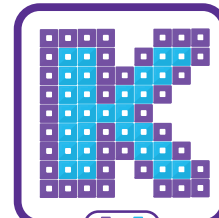
44 131



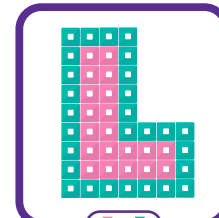
122 114




129 22



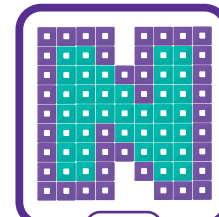
138 128



120 128



43 134



139 137